

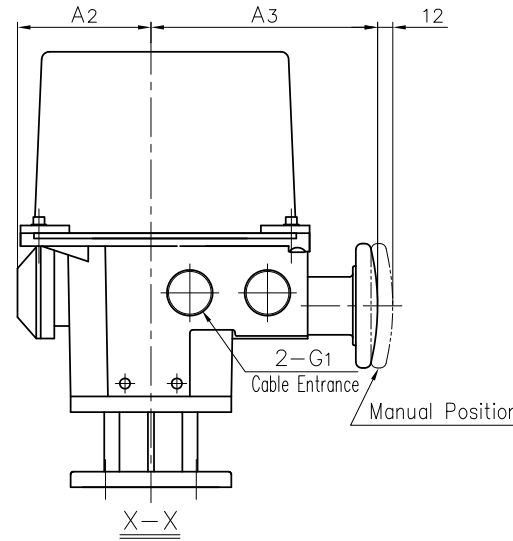
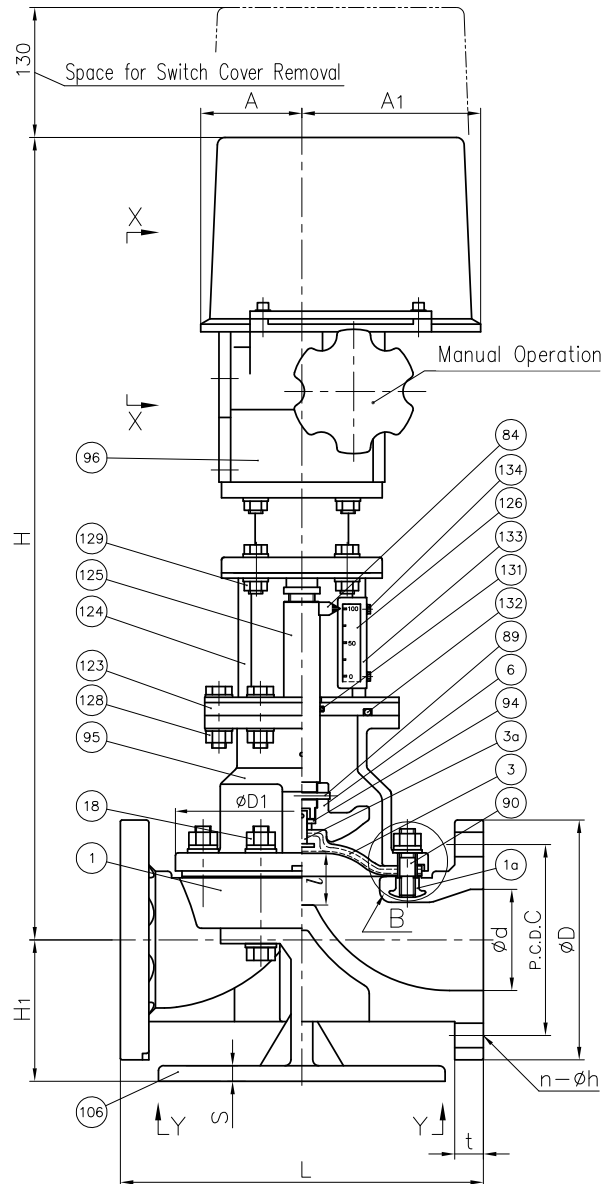
DIMENSIONS TABLE

UNIT :mm

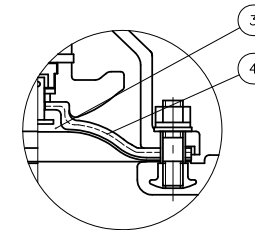
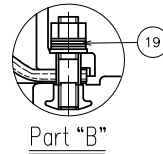
| NOMINAL SIZE | d | JIS 10K | | | | | D ₁ | L (LIFT) | t | | H | H ₁ | A | A ₁ | A ₂ | A ₃ | S | S ₁ | S ₂ | S ₃ | S ₄ | S ₅ | ACTUATOR MODEL | |
|--------------|----|---------|-----|-----|----|-----------|----------------|----------|---------|----|-----|----------------|-----|----------------|----------------|----------------|-----|----------------|----------------|----------------|----------------|----------------|----------------|---------|
| | | D | C | n | h | PVC C-PVC | | | PP PVDF | | | | | | | | | | | | | | | |
| 65mm 2½" | 67 | 175 | 140 | 4 | 19 | 175 | 34 | 250 | 22 | 23 | 608 | 98 | 79 | 137 | 103 | 177 | 12 | 155 | 190 | 160 | 190 | 19 | CSP-471 | |
| 80 | 3 | 78 | 185 | 150 | 8 | 19 | 199 | 42 | 280 | 22 | 23 | 625 | 109 | 79 | 137 | 103 | 177 | 12 | 180 | 220 | 175 | 215 | 19 | CSP-771 |
| 100 | 4 | 100 | 210 | 175 | 8 | 19 | 239 | 50 | 340 | 22 | 24 | 655 | 119 | 79 | 137 | 103 | 177 | 15 | 230 | 270 | 220 | 260 | 19 | CSP-771 |

NOTE.

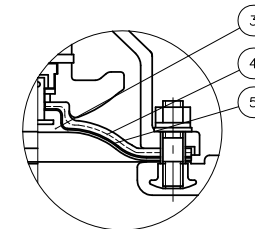
- Diaphragms except EPDM and PTFE are available in FKM, VIFLON® C (FKM-C), VIFLON® F (FKM-F), CSM and NBR when required.
- The shape and appearance of assembly differ a little with nominal size compared to this drawing.



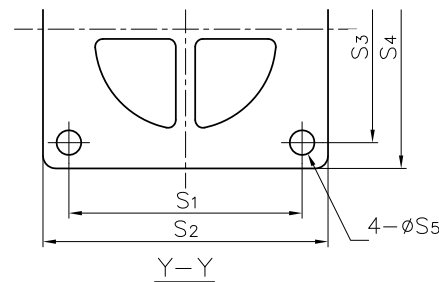
In Case of PVDF Body



In case material of diaphragm is PTFE.



In case material of diaphragm is PTFE with cushion cover.



| No. | DESCRIPTION | QTY. | MATERIAL | REMARKS |
|---------------------------------------|---|-------------|--|--|
| 1a | INSERTED NUT | 4 | COPPER ALLOY (C3604) STAINLESS STEEL (SUS304) | Used for PVC,C-PVC,PP Body Used for PVDF Body |
| 134 | SCREW (F) | 2 | STAINLESS STEEL (SUS304) | |
| 133 | INDICATOR PLATE | 1 | STAINLESS STEEL (SUS304) | |
| 132 | O-RING (K) | 1 | NBR | |
| 131 | O-RING (J) | 1 | NBR | |
| 129 | BOLTO · NUT (F) | 4Sets | STAINLESS STEEL (SUS304) | |
| 128 | BOLTO · NUT (E) | 6Sets | STAINLESS STEEL (SUS304) | |
| 126 | INDICATOR SEAL | 1 | ACRYL | |
| 125 | STEM (D) | 1 | COPPER ALLOY (C3604) | |
| 124 | STAND (A) | 1 | STAINLESS STEEL (SUS304) | |
| 123 | SPACER (A) | 1 | PVC | |
| 106 | STAND | 1 | STAINLESS STEEL (SUS304) CAST ALUMINIUM ALLOY (AC4C) (Epoxy Coat) | Used for Size 65mm Used for Size 80,100mm |
| 96 | ACTUATOR | 1 | ALUMINIUM etc. | |
| 95 | BONNET | 1 | CAST ALUMINIUM ALLOY (AC4A) | Epoxy Coat |
| 94 | METAL OF COMPRESSOR | 1 | STAINLESS STEEL (SUS304) | |
| 90 | STUD BOLT · NUT | 4Sets | STAINLESS STEEL (SUS304) | |
| 89 | COMPRESSOR PIN | 1 | STAINLESS STEEL (SUS304) | |
| 84 | INDICATOR | 1 | STAINLESS STEEL (SUS304) | |
| 19 | CONICAL SPRING WASHER (A) | 8Sets | STAINLESS STEEL (SUS304) | Used for PVDF Body |
| 18 | BOLT · NUT (A) | 4Sets | STAINLESS STEEL (SUS304) | |
| 6 | COMPRESSOR | 1 | PVDF | |
| 5 | CUSHION COVER | 1 | <input type="checkbox"/> Noting <input type="checkbox"/> PVDF | Used for PTFE Diaphragm |
| 4 | CUSHION | 1 | EPDM | |
| 3a | INSERTED METAL OF DIAPHRAGM | 1 | STAINLESS STEEL (SUS304) | |
| 3 | DIAPHRAGM | 1 | <input type="checkbox"/> EPDM <input type="checkbox"/> PTFE <input type="checkbox"/> Others () | |
| 1 | BODY | 1 | <input type="checkbox"/> PVC <input type="checkbox"/> C-PVC <input type="checkbox"/> PP <input type="checkbox"/> PVDF | |
| No. DESCRIPTION QTY. MATERIAL REMARKS | | | | |
| ITEM | DIAPHRAGM VALVE (TYPE14) ELECTRIC MODEL TYPE M ASS'Y JIS 10K : FLANGED END 65mm (2½") ~ 100mm (4") with E-P POSITIONER | | | |
| DRAWN | M.Iwakiri | DATE | SCALE | |
| CHECKED | H.Kawano | FEB.12.2019 | | |
| APPROVED | K.Koushou | DRAWING No. | | |
| | | D1-AE004JE | | |
| SPECIAL ORDER No. | | | | |
| ASAHI YUKIZAI CORPORATION | | | | |