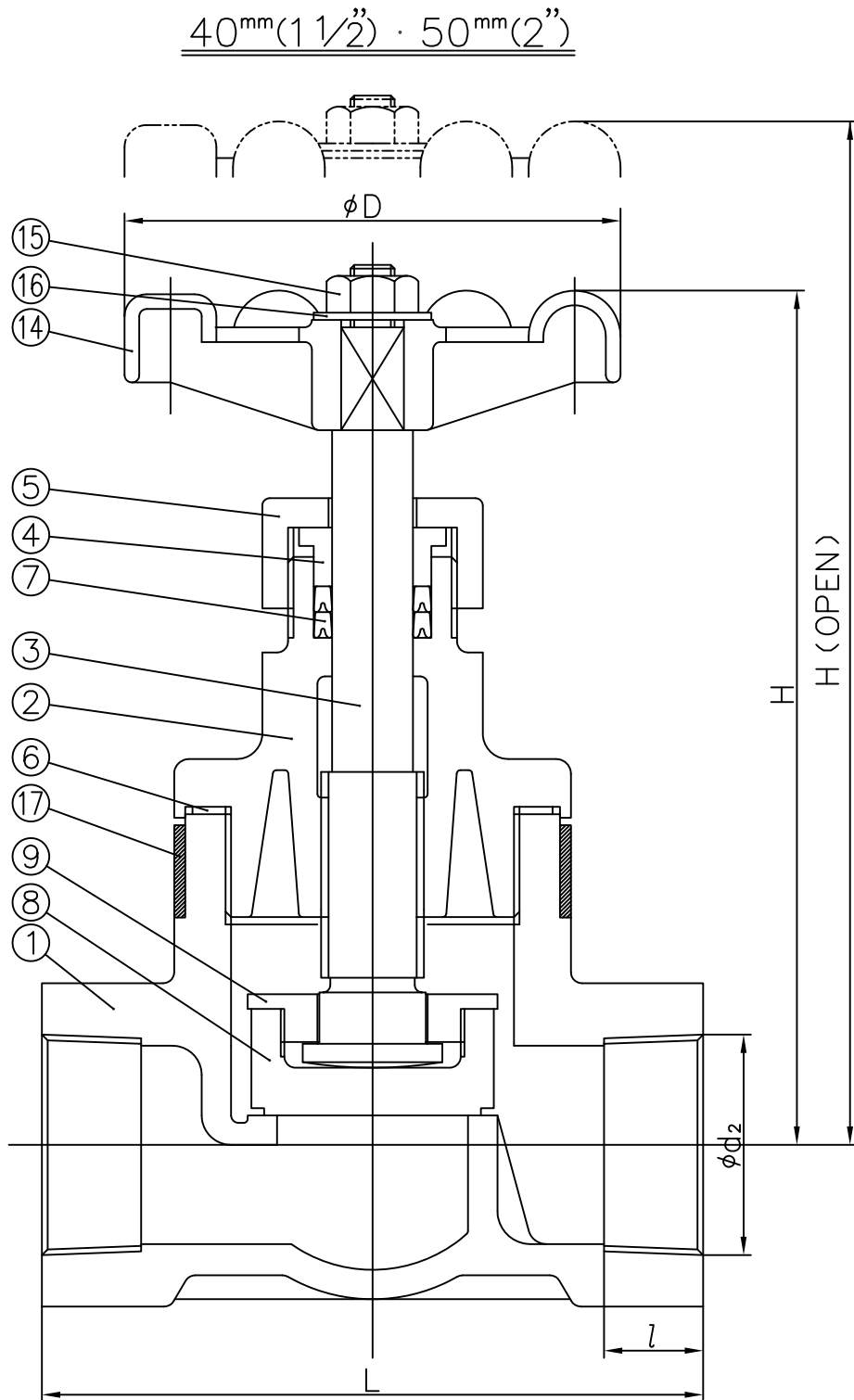
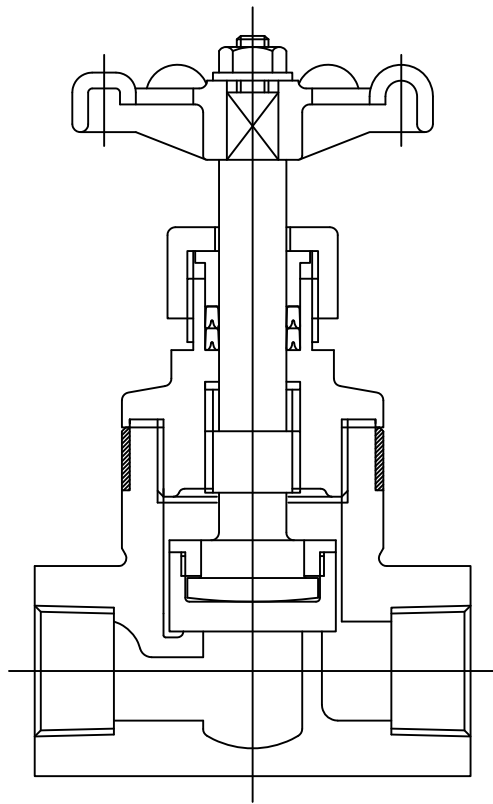


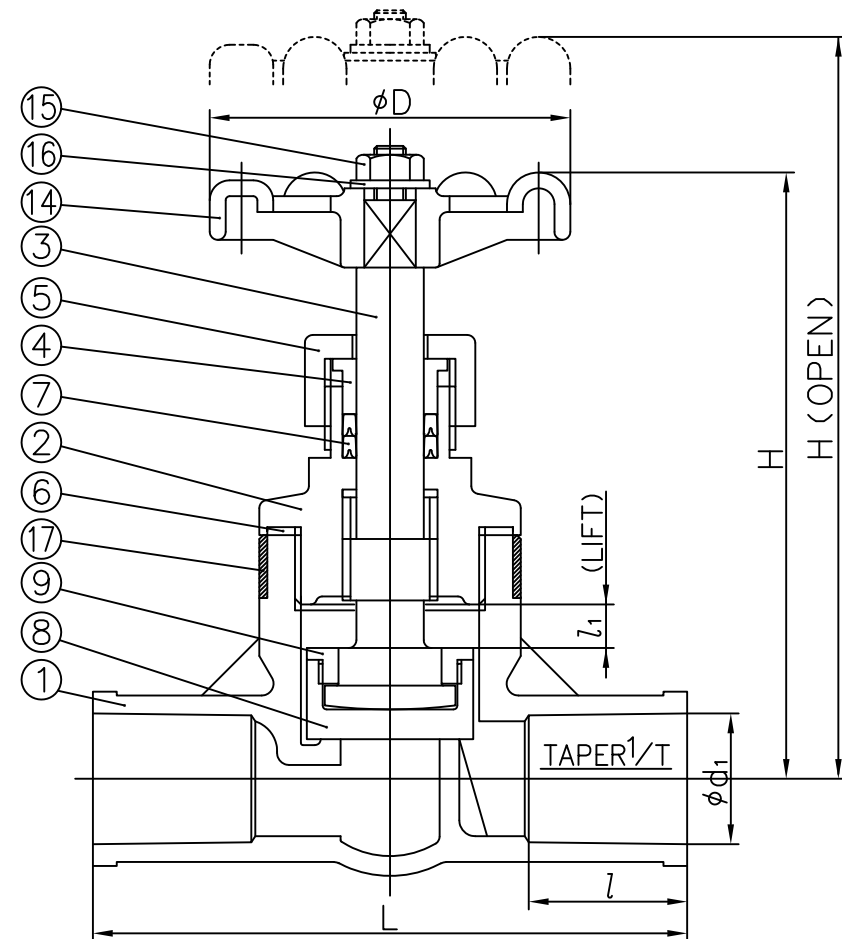
THREADED END

15mm(1/2") ~ 30mm(1 1/4")



SOCKET END

15mm(1/2") ~ 25mm(1")



DIMENSIONS TABLE

UNIT: mm

| NOMINAL SIZE | SOCKET END     |    |      |     | THREADED END   |    |     | D   | l <sub>1</sub> | H   | H(OOPEN) |
|--------------|----------------|----|------|-----|----------------|----|-----|-----|----------------|-----|----------|
|              | d <sub>1</sub> | l  | 1/T  | L   | d <sub>2</sub> | l  | L   |     |                |     |          |
| 15mm 1/2"    | 22.40          | 30 | 1/34 | 110 | Rc 1/2         | 15 | 85  | 66  | 8              | 124 | 132      |
| 20 3/4       | 26.45          | 35 | 1/34 | 130 | Rc 3/4         | 18 | 95  | 66  | 8              | 132 | 140      |
| 25 1         | 32.55          | 40 | 1/34 | 150 | Rc 1           | 20 | 110 | 91  | 11             | 150 | 161      |
| 30 1 1/4     | —              | —  | —    | —   | Rc 1 1/4       | 25 | 135 | 91  | 13             | 154 | 167      |
| 40 1 1/2     | —              | —  | —    | —   | Rc 1 1/2       | 25 | 140 | 135 | 17             | 218 | 235      |
| 50 2         | —              | —  | —    | —   | Rc 2           | 27 | 180 | 135 | 22             | 237 | 259      |

NOTE. The shape and appearance of assembly differ a little with nominal size compared to this drawing.

| 17  | RING FOR REINFORCING       | 1        | STAINLESS STEEL (SUS304)  | used for PP BODY   |
|-----|----------------------------|----------|---|--|
| 16  | WASHER                     | 1        | PVC   |  |
| 15  | NUT (A)                    | 1        | PVC   |  |
| 14  | HAND WHEEL                 | 1        | P P   |  |
| 9   | STEM HOLDER                | 1        | P P   |  |
| 8   | DISC                       | 1        | P P   |  |
| 7   | GLAND PACKING              | 1set     | <input type="checkbox"/> EPDM<br><input type="checkbox"/> PTFE<br><input type="checkbox"/> Others | 2)<br>In case that<br>GLAND PACKING is PTFE<br>; EPDM coated with PTFE |
| 6   | SHEET GASKET <sup>2)</sup> | 1        |   |  |
| 5   | GLAND NUT                  | 1        |   | 1)<br>In the case of socket end<br>it is only pvc.                     |
| 4   | GLAND                      | 1        | <input type="checkbox"/> PVC  |  |
| 3   | STEM                       | 1        |   |  |
| 2   | BONNET                     | 1        | <input type="checkbox"/> PP   |  |
| 1   | BODY <sup>1)</sup>         | 1        |   |  |
| No. | DESCRIPTION                | No.REQ'D | MATERIAL  | REMARKS  |

STOP VALVE ASS'Y  
JIS :  SOCKET END,  THREADED END  
15 mm ( 1/2 " ) ~ 50 mm ( 2 " )

|                                  |            |             |       |
|----------------------------------|------------|-------------|-------|
| DRAWN                            | E.Enmei    | DATE        | SCALE |
| CHECKED                          | H.Iguchi   | NOV.1.2005  | ~     |
| APPROVED                         | H.Tsuda    | DRAWING No. |       |
| SPECIAL ORDER No.                | ST-M1002JE |             |       |
| <b>ASAHI YUKIZAI CORPORATION</b> |            |             |       |